

Welcome to

EDCO, El Cajon!



Important Information Inside About EDCO's Waste and Recycling Collection Programs



Coming Soon!

EDCO's residential trash, recycling and organics collection.

Effective January 1, 2021,
EDCO will provide waste and recycling services to residents in the City of El Cajon.

As this date approaches, our entire team is preparing for a seamless service transition.

EDCO's Automated Collection Services

New 96-gallon automated trash, recycling and organic carts are currently being delivered to all residents.

There will be no change to your regular weekly service and scheduled collection day. Your current provider will continue to provide weekly collection services through December 31, 2020.

"We'll Take Care of It!"

EDCO will consistently provide superior customer service to the residents of El Cajon by demonstrating our "We'll Take Care of It" attitude through all of our services! This attitude and motto is the foundation of EDCO's approach to customers, communities, fellow employees and the environment.



Will My Rate Increase?

Yes. As a result of expanded and enhanced services, your rate will increase by \$0.71 (71 cents) and *frozen at this amount for the next two years (until January 2023).*

When Will EDCO Begin Collection Services?

Effective Saturday, January 2, 2021 (*one-day delay for residents serviced on Friday due to the New Year holiday*), EDCO will start collecting residential trash, recycling and organic waste. Your current provider will

continue to collect residential trash, recycling, and green waste through Thursday, December 31, 2020.

Will My Pick-Up Day Change?






No. Your pick-up day will remain the same.

Will There Be A Change In My Bill?

Yes. You will receive an invoice and additional information from EDCO that will include a statement for January through April 2021 services. Auto-Pay information will also be included in this packet of information.

EDCO is Dedicated to Serving El Cajon!

EDCO understands that questions may arise during this time of change and we are here to help. Please do not hesitate to contact our office and speak with a customer service representative. EDCO will answer any questions you may have about this transition and will try to resolve any situations that arise. Remember, just contact EDCO and *“We’ll Take Care of It!”*

-  **Email us!** You can email a customer service representative at csrlg@edcodisposal.com.
-  **Text us!** You can text a customer service representative by texting a message to (619) 202-8365.
-  **Look us up on the web!** Visit our website at edcodisposal.com where you can request new services, information, special pick-ups and more.
-  **Visit us*!** Come in and see us at our office located at 6670 Federal Blvd. in Lemon Grove.
-  **Call us!** You can reach a customer service representative by calling (619) 287-7555.

**Due to the COVID-19 Pandemic, our office may be temporarily closed. Please confirm our office is open before visiting us.*



Residents can continue to call the current provider for service requests through December 31, 2020. For all new service requests starting on or after January 2, 2021, residents can contact EDCO.

EDCO's Collection Services

EDCO's fully automated waste collection is a state-of-the-art waste removal system that is extremely efficient and results in a clean and orderly appearance on waste collection day.

Trash

EDCO will provide each single-family residential customer with a 96-gallon gray automated trash cart for weekly trash collection.

Use your gray trash cart to dispose of non-recyclable household trash. Residents can request additional gray trash carts for an additional monthly fee.



**KEEP OUT OF
THE TRASH CART:**

- Recyclables
- Organics, including yard and food waste
- Household Hazardous Waste (HHW)
- Electronics or batteries
- Fluorescent light bulbs
- Pharmaceuticals, medical waste or needles
- Automobile parts, including motor oil, oil filters, batteries, and tires

Smaller Cart Sizes Available

EDCO will gladly replace your carts with smaller ones. Residents can request a smaller cart by emailing EDCO's Customer Service Office at csrlg@edcodisposal.com, texting a message to (619) 202-8365, visiting our Contact Us page online at edcodisposal.com (enter your zip code) and submit an online form, or by calling at (619) 287-7555.

Recycling

EDCO will provide each single-family residential customer with a 96-gallon blue automated recycling cart for weekly collection.

Please help prevent contamination by not placing any trash or non-recyclable items in your blue recycling cart. **Residents can request additional recycling carts for no extra cost!**

Does recyclable material need to be bagged?



No, please do not use bags as they get tangled in recycling processing equipment and can potentially cause damage. Recyclable material should be placed loosely in your blue cart, with the exception of shredded paper. Shredded paper should be placed in a clear plastic bag.

Recyclable materials include, but are not limited to:



PAPERBOARD:

Paperboard boxes such as cereal boxes, tissue boxes, refrigerated food boxes, boxes from toiletries, and soda/beer cases.



STYROFOAM:

Clean foam cups, meat trays, plates, egg cartons, block packaging (no peanuts), rigid polystyrene, and carry-out containers.



CARTON CONTAINERS:

Aseptic cartons, including milk cartons and juice boxes, half-gallon juice cartons, soup/broth cartons, and wine cartons.



ALUMINUM:

Aluminum, steel and tin cans, such as food and beverage cans for soda, soup, beer, beans, fruit, and vegetables. Clean aluminum foil, clean aluminum trays, and pie tins.



METAL:

Dry and empty paint and aerosol cans.



SHREDDED PAPER:

Shredded paper (placed in a clear bag is okay for easy identifying).



CARDBOARD:

Cardboard, including boxes used for moving and shipping or any other box or packaging made of corrugated cardboard.



GLASS CONTAINERS:

Glass containers including food jars and beverage bottles.



MIXED PAPER:

Mixed paper, including junk mail, catalogs, magazines, newspapers, and paper used for computer printing.



#1 - #7 PLASTICS: All plastic containers, lids, and packaging with a recycling symbol of #1-7 (all containers accepted with caps and lids): water and soda bottles, peanut butter and other food jars, mouthwash bottles, vegetable oil containers, automotive oil containers, ovenable food trays, milk jugs, juice bottles, shampoo and conditioner bottles, detergent and bleach containers, condiment bottles, medicine bottles, bottle caps, butter and yogurt tubs, CD cases, baby bottles, 5-gallon water bottles, CDs, medical storage containers, and rigid plastics such as 5-gallon buckets.

All food and beverage containers should be EMPTY: no/minimal food residue and no liquids remaining, and boxes should be broken down and flattened to fit inside the recycling cart.

Organics

EDCO will provide each single-family residential customer with a 96-gallon green organics cart for weekly collection. **As a new enhancement, compared to your current service, residents can request up to two (2) additional organics carts at no extra cost.**

EDCO's New Organics Recycling Program will Collect Food Scraps and Yard Waste Mixed Together in Your Green Cart

What Goes in the Green Cart?



Organic waste (also referred to as organics), which includes food waste, green waste, landscape and pruning waste, non-hazardous wood waste, and food-soiled paper waste, will be collected all mixed together in your green organics cart.

If it grows, it goes!

Food Scraps

Cooked or raw meat, poultry and seafood (including bones), cheese, dairy products, fruits, vegetables, grains, pasta, egg shells, bread, coffee grounds, tea bags, tea leaves, baked goods, nuts, jelly, candy, snack foods, leftovers, spoiled food.

How to Collect

- Use a kitchen caddy, see page 6.
- Place food scraps directly in your cart (loose or in paper bags) and ensure the lid closes. **Please do not use any kind of plastic bags!**

What to Avoid

Do not include liquids, plastic, glass, metals, Styrofoam.

Keep these items out of your green cart!

Prohibited items cannot break down or cause a safety hazard for collection crews. Check the list below to find out what to **KEEP OUT** of your green cart:



KEEP OUT

- | | |
|-----------------------------|----------------------|
| • Aluminum | • Diapers |
| • Animal carcasses | • Dirt |
| • Cigarette butts and ashes | • Fats, oils, grease |
| • Clothing | • Glass |

Yard Waste

Grass clippings, small branches, small tree limbs, tree roots, flowers, leaves, plants, straw.

How to Collect

- Place yard trimmings directly in your cart (loose or in paper bags) and ensure the lid closes.

What to Avoid

No rocks, dirt, soil, tree stumps, or plastic bags.



Food-Soiled Paper

Paper bags, paper napkins, paper towels, paper plates, paper cups, paper take-out containers and take-out boxes (with no plastic or wax coating, and with metal removed), coffee filters, tissues.

How to Collect

- Paper can be dry or wet.
- Place food-soiled paper directly in your cart (loose or in paper bags) and ensure the lid closes.



Natural Fibers

Popsicle sticks, sawdust, toothpicks, wooden chopsticks, untreated wood.

How to Collect

- Place natural fibers directly in your cart (loose or in paper bags) and ensure the lid closes.



Please do not use plastic bags as they contaminate the Anaerobic Digester!
*All organic material must be placed loosely inside the organics cart for collection.
Any material left outside the cart cannot be collected.*

- Hazardous waste
- Kitty litter
- Landscape timbers
- Liquids
- Medical waste
- Metal

- Pet waste
- Plastic bags or film
- Plastic containers
- Plastic straws
- Rocks
- Soil

- Styrofoam
- Trash
- Treated or painted lumber
- Tree stumps
- Treated or painted wood
- Wine corks

Collecting Your Food Scraps

Collect food scraps in any container for an easy way to set aside leftovers for your green organics cart. Coffee cans, plastic food storage containers, or kitchen caddies can be used.



STEP 1

Keep your kitchen container in a convenient location in your kitchen, such as on the counter top, under the sink or in the freezer.



STEP 2

While cooking or cleaning up, place leftover food scraps and food-soiled paper into your kitchen container.



STEP 3

Empty the contents of your kitchen container into your green cart when it's full and before you set out the cart each week.

How do I get my food scraps from my kitchen to the organics cart?

There are many different ways to cleanly move food scraps from your kitchen to your organics cart. Here are some of the most popular options:

Wrap Your Scraps! - Many people find wrapping food waste in any type of non-wax paper, such as paper towels, packing paper, newspaper, or paper bags, is an easy way to move food waste from inside your kitchen to your organics cart. This is especially true for large quantities of fruit, meat, etc., and you can even leave the scraps wrapped in the paper and then just drop it into the organics cart.

Kitchen Caddies - A kitchen caddy is an optional, free 1.5 gallon sealable container that can be placed under your kitchen sink or another convenient area for your household to use. Kitchen caddies lock to keep odors in and once full, can be taken to your organics cart and emptied onto the green waste. After emptying, it can be washed out and is dishwasher safe. **To receive a free EDCO kitchen caddy, please visit our website, edcodisposal.com, and visit the Residential Service's Organics page to place an order.**

Containerize It - Many people have their own containers, such as coffee cans and Tupperware products that they are comfortable using to hold food scraps. Similar to kitchen caddies, once the container is full, it can be taken and emptied into the organics cart.

Freeze It - Several people choose to freeze their food scraps in containers and paper bags and then empty as needed.

OPTIONAL KITCHEN CADDIES ARE AVAILABLE VIA EDCODISPOSAL.COM

A kitchen caddy is a designated container specifically for the internal collection of organics in your home. *Any reusable container can be used* as a kitchen caddy, but EDCO also has an optional free kitchen caddy for your household use. **Please visit our website, edcodisposal.com, and visit the Residential Service's Organics page to learn more about how to place an order.**



Cart Placement

To better serve you...

Help us serve you properly on your collection day by setting out your trash, recycling and organic carts as recommended by EDCO, in an unobstructed area. Please review the following guidelines and **set out carts by 7:00 a.m. on your scheduled day of service or the night before.**

What to do on Collection Day

- ▶ Set out carts at street level with the wheels against the curb, if applicable, and out of the way of traffic.
- ▶ Arrows on the lid of carts should point toward the street.
- ▶ Keep a minimum of two (2) feet distance between your carts, and three (3) feet from obstructions such as parked cars, mailboxes, trees and telephone poles.
- ▶ Please do not overload your carts. Do not overfill the automated carts to prevent the cart lids from properly closing.
- ▶ Please be careful not to place carts in areas of traffic, such as bike lanes, to avoid blocking paths of travel.

Free Special Events and Services

▶ Bulky Item Collection

If it's too heavy or too large to fit in your trash cart, call us to schedule a FREE curbside bulky-item pickup. Residents can schedule bulky-item pickup service for large items such as water heaters, appliances, furniture, televisions, etc. (please no Household Hazardous Waste). Construction material will NOT be collected. Residents can schedule four bulky-item pickups per year of up to six items each collection (equivalent to three cubic yards per collection).

▶ Bulky Item Drop-Off Cleanup Events


Twice a year, EDCO will hold FREE bulky-item drop-off cleanup events. Detailed information will be sent out prior to the events.

▶ Household Hazardous Waste (HHW) Drop-Off Location

El Cajon residents may drop off household hazardous waste items (such as CRTs) free of charge at 950 O'Connor St., El Cajon, **by appointment only**, on Saturdays, **starting January 2, 2021**. Please call (619) 287-7555 or email csrlg@edcodisposal.com to schedule an appointment in 2021.

▶ Household Hazardous Waste (HHW) Drop-Off Collection Event

Once a year, EDCO will hold a FREE HHW drop-off collection event. Detailed information will be sent out prior to the event.





6670 Federal Blvd. • Lemon Grove, CA 91945

NOTICE

Important
Information Inside
About EDCO,
El Cajon's New
Waste &
Recycling Collector!

Online Resources

edcodisposal.com

enter your zip code

El Cajon residents have access to EDCO's dedicated community website.

Stay Connected with EDCO

Stay connected with EDCO by registering your email address through our website and receive periodic notifications regarding service alerts, upcoming events and environmental news pertaining to El Cajon.

Subscribe by going to edcodisposal.com and entering your zip code. On our homepage, enter your email address in the designated email box and click on SUBMIT.

Email and Text with EDCO

Email and text messaging have become a form of communication that many of us are using on a daily basis. We often find ourselves on the go with no time to be on the phone or sitting in front of a computer. El Cajon residents can communicate with one of our friendly customer service representatives via email and text message!

Email and text messaging offer customers another convenient way to efficiently communicate questions and requests

with EDCO's customer service office. Email us at csrlg@edcodisposal.com or text us a message at (619) 202-8365! EDCO responds to emails and texts during business hours, Monday - Friday, 8:00 a.m. - 5:00 p.m.

Collection Day Lookup

Residential customers will be able to look up their collection day with a click of a button! A collection day map and an interactive collection day lookup feature is located under the Service Schedule tab.

News and Events

EDCO's website features communication tabs with news and events specific to El Cajon. Here you can find service alerts, upcoming cleanup and shredding events and environmental news.